

Zoom Roadmap Sunet



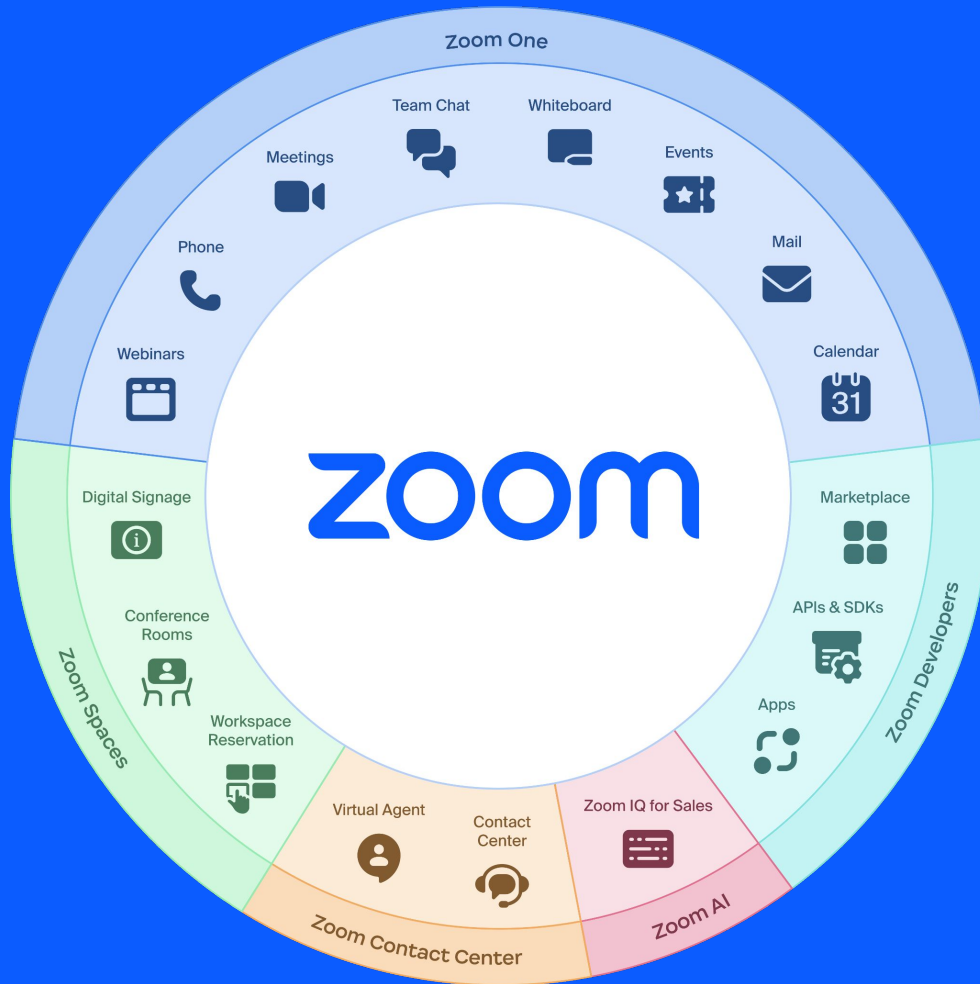
16 Okt 2023

Filip Bauer Barsby

zoom

© 2023 Zoom Video Communications, Inc.







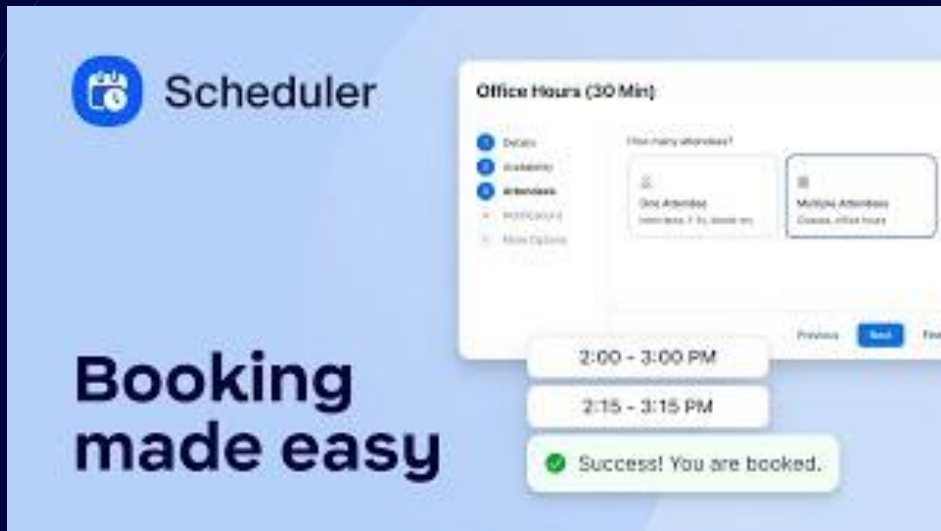
zoomtopia

EXPLORE NEW DIMENSIONS



Zoom Meetings

Zoom Scheduler



The image shows a screenshot of the Zoom Scheduler interface. On the left, the Zoom logo and the word 'Scheduler' are displayed. Below this, the text 'Booking made easy' is written in a large, bold font. The main part of the screenshot shows a booking confirmation for 'Office Hours (30 Min)'. It includes a sidebar with navigation options: 'Details', 'Availability', 'Attendees', 'Registration', and 'More Options'. The main content area has a heading 'How many attendees?' and two options: 'One Attendee (Maximum 1 to attend)' and 'Multiple Attendees (Guests, office hours)'. Below this, there are two time slots: '2:00 - 3:00 PM' and '2:15 - 3:15 PM'. A green checkmark icon and the text 'Success! You are booked.' are shown at the bottom of the confirmation.


<https://explore.zoom.us/en/products/appointment-scheduler/>

zoom



Screen Share for Immersive Views

Set the scene, and stay in the scene



- Share your screen while using Immersive Scenes and keep participants in your view
- Choose a variety of pre-built screen share views such as a movie screen or window
- Overlay your audience on top of your shared screen and they'll stay in their assigned areas

Additional Language Support

Extend the conversation to more global participants



- Dynamically translate Zoom Meeting audio with support for 20 additional languages
- Participants can set their caption language directly within the Zoom Meetings toolbar
- Easily adjust the caption size and enable captions within breakout room discussions

Meeting Summary

Let Zoom AI help you catch up on meetings in minutes



FREE TRIAL Meeting Summary with Zoom IQ ✕

Meeting Summary with Zoom IQ automatically generates and shares a summary of your meeting.

Start Summary

Meeting Summary with Zoom IQ Created

Meeting Summary with Zoom IQ **FREE TRIAL**

Marketing Meeting with Max

Summary

Julie met with Rob and Max to discuss the current state of the business and explore future plans to propel the company forward. Julie provided a comprehensive overview of the existing marketing strategy. With compelling data, she showcased the remarkable success the current strategy had achieved to boost brand awareness and drive impressive sales figures. Rob and Max were excited and appreciative of the outcomes that were presented.

Rob asked about the current state of the business. Julie is confident that the innovative marketing strategies, commitment to data-driven decision-making, and a firm grasp on the competitive landscape, will put the company in a strong position for continued success.

This summary is auto generated and may be inaccurate or misleading. Always check for accuracy. [Have feedback?](#)

[View More](#)


Receive meeting summaries without recording the meeting

Share via Team Chat, Zoom Calendar, or email



AI Companion Questions

Let AI Companion tell you what you missed



- Create an in-meeting question to catch you up on what was discussed before you joined
- Ask custom questions in the chat window and AI Companion will generate responses
- Get pre-set prompts like “what deadlines were set?” or “who haven’t we heard from?”

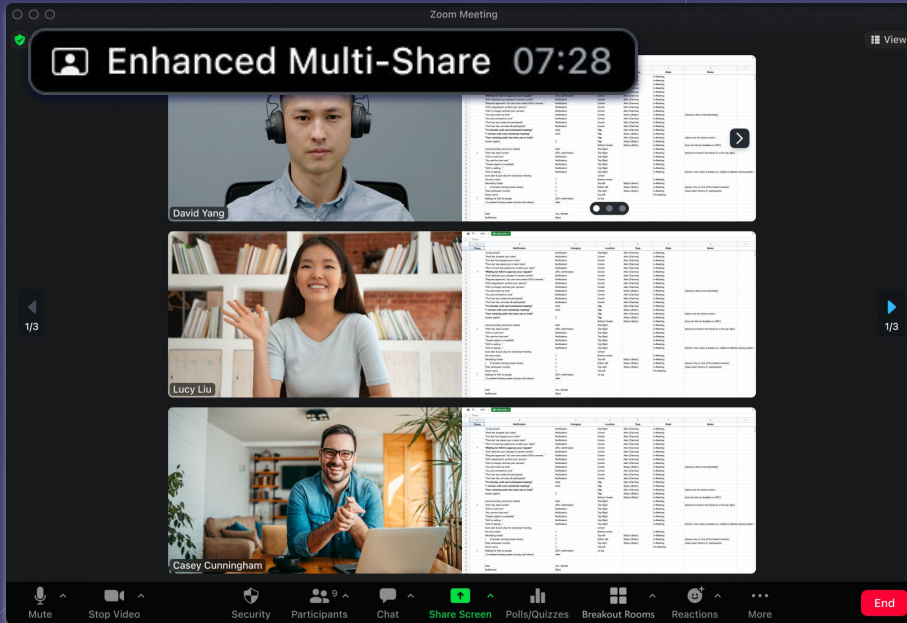
Raise Hand Enhancements

Never miss an important question again

- Receive a pop-up notification and audible tone when a participant raises their hand
- Get a prompt to lower your hand after you've spoken or let Zoom auto-lower it for you
- See thumbnails of everyone with their hand up even if non-video participants are hidden

Enhanced Multi-Share

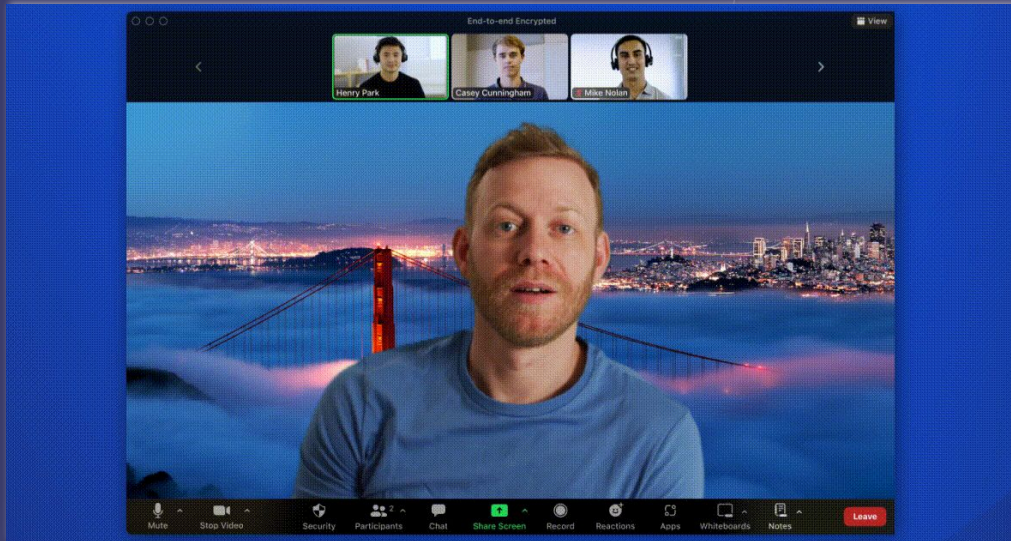
Keep it fair and promote academic integrity



- Monitor games or exams with a side-by-side view of each participant and their screen
- Easily request to view all of your participants' desktop screens at the same time
- Participants can approve or reject a host or co-host's screen share request

Notes for Zoom

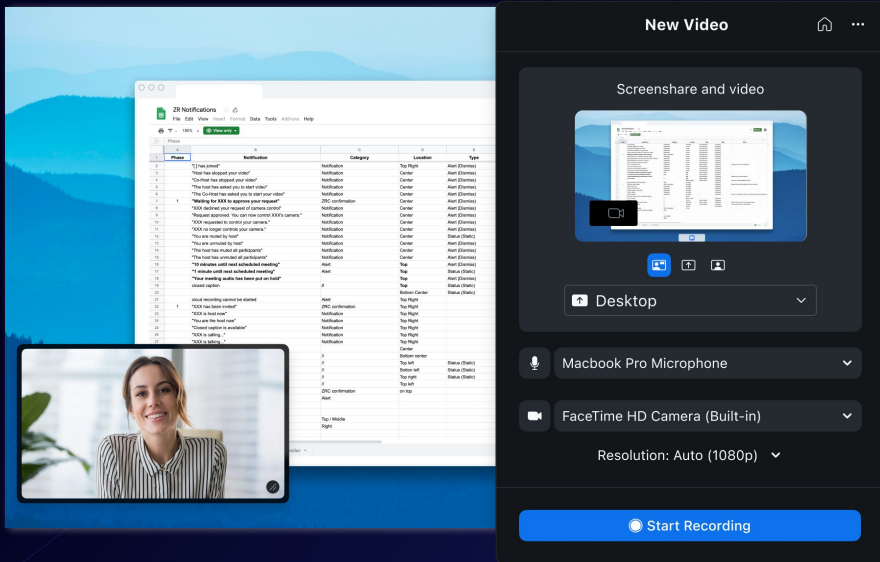
Get meeting minutes and to-dos at your fingertips



- Create notes that you can access before, during, and after Zoom Meetings
- Search or filter through a repository of notes by title, collaborator, and more
- Capture action items, links, and assets that tie directly back to your meetings

Zoom Clips

Make your point, without another meeting



- Quickly start a recorded video of your screen, your webcam, or both from within Zoom
- Create tutorials, send team updates, or deliver feedback on your own schedule
- Review your video, add a title, trim it down, then share the recording link with others

zoom

New Innovations & Roadmap



 Webinars

 Events

 Sessions

A solution for every event



Zoom Webinars



Expand your reach with a simple and easy webinar platform

- Company announcements and All-Hands
- Earnings Calls
- Trainings
- Employee Onboarding



Zoom Sessions



Added features that will transform your single-session events

- Product Demos
- Fireside chats
- Networking and roundtable events
- Lead generation / thought leadership series
- Town Halls
- Advisory Boards



Zoom Events



Manage large-scale hybrid & virtual events in an all-in-one platform

- Hybrid events & conferences
- Sales Kick-offs
- User summits
- Product launches
- Job Fairs

Backstage

Coordinate your team and prep speakers for a seamless show



- Provide panelists with a virtual greenroom to discuss and prep for their talk
- Panelists can watch a live broadcast of the webinar as they wait for their speaking turn
- Take as much time as needed to control the environment or align virtual backgrounds

Production Studio

Control layout and styling for a unique experience



- Create multiple Webinar scenes with custom layouts and determine their sequence
- Customize video borders, change aspect ratios, and add scene wallpapers
- Easily pre-route people in scenes or update them in live scenes

Event Branding


Showcase a look and feel that audiences will remember

The screenshot displays the Zoom event branding interface. At the top, there's a header for the event 'Mapping Colors' on 'Aug 10 - 14', which is 'In progress'. Below this, there are tabs for 'Business & Networking', 'Business', and 'Networking'. A section titled 'Test event to map colored elements' includes a search bar for sessions and a list of sessions. One session, 'Color Test Session 1', is highlighted with a blue and white graphic. A modal window titled 'Event Color Palette' is open, showing a color palette with blue, black, and grey swatches. Below the palette, there are sections for 'Page' and 'Text' branding, each with radio buttons to select colors for various elements like Background, Header, Footer, Primary Text, Secondary Text, Paragraph Text, and Hyperlink.

- Add a custom color palette for a consistent visual style across all attendee touchpoints
- Set default colors for event components such as text, page backgrounds, and buttons
- Change color selections and the updates will cascade across all of the branded event areas

Event Templates

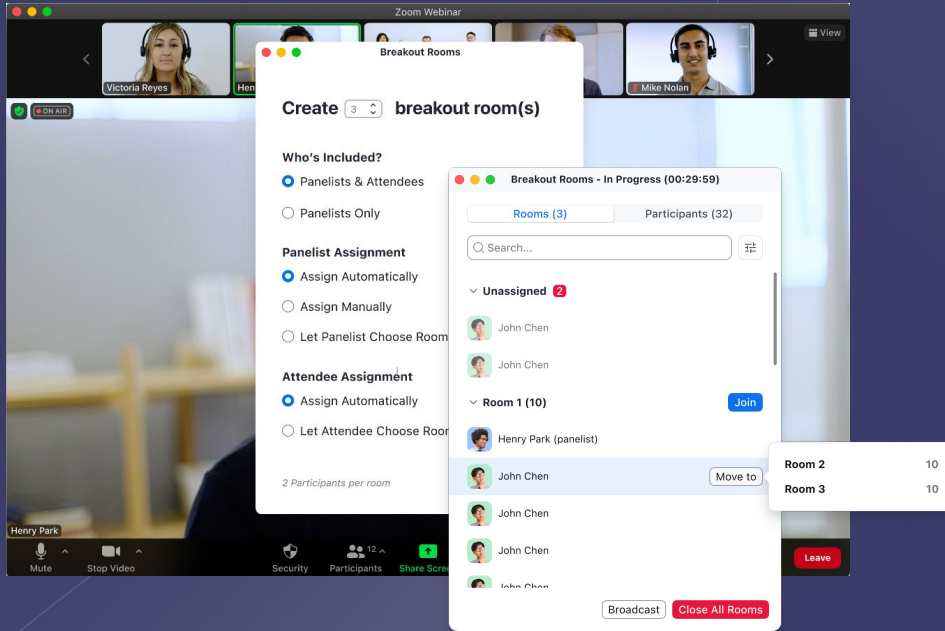
Get your event off the ground in seconds



- Select from a list of curated templates that speed up the event creation process
- Get a head start by using a template and customizing it to your specific needs
- Easily manage each step with guidance on branding, ticketing, content, and more

Webinar Breakout Rooms

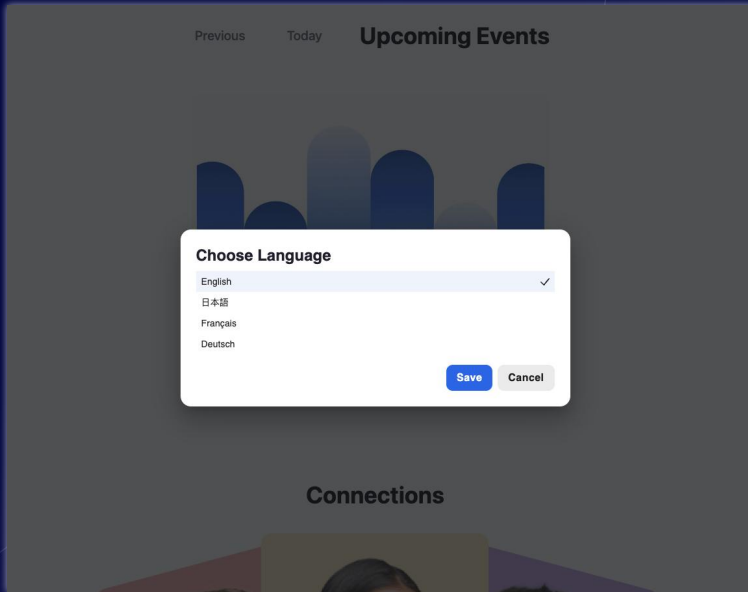
Create focused discussions to spark engagement



- Create breakout rooms during a Webinar to conduct smaller interactive conversations
- Assign panelists or attendees to specific breakout rooms or let them choose
- Easily peel off into breakout rooms, move participants around, or cap room sizes

Language Localization


Instantly adapt your event for global audiences



- Host, attend, and navigate Zoom Events in your preferred language
- Attendees can easily update their language for event pages, emails, payments, and more
- Localized language support will start with English, German, Japanese, and French

Email Builder

Express your brand voice in every message



- Craft custom email content for invitations, reminders, and post-event communications
- Easily adjust the style and layout of your email template using drag-and-drop tools
- Add event details, links, and personalized messages for your registrants and attendees

Mobile App

Join events while you're on the go



- Attend and participate in live hybrid Zoom Events from the familiar Zoom mobile app
- Manage your itinerary, chat and network with attendees, view event maps, and more
- Watch event sessions with mobile access to chats, polls, Q&A, recordings, and surveys

zoom

New Innovations & Roadmap



Rooms



Workspace
Reservation




Conference
Room Connector

Zoom Rooms Retrospective



Smart Gallery

Get a clear view of everyone in the room



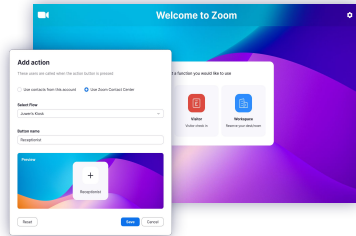
Workspace Reservations

Find and reserve the workspace you need



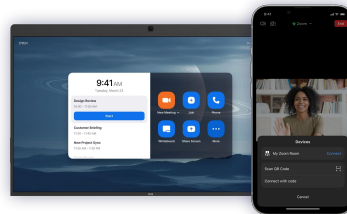
Teams Direct Guest Join

Join Teams meetings from a Zoom Room



Kiosk & Contact Center Integration

Connect every visitor with the right person



Meetings Transfer

Seamlessly move from your app to your Zoom Room




Events on Zoom Rooms

Join from the room, space, or device of your choice

Workspace Reservations

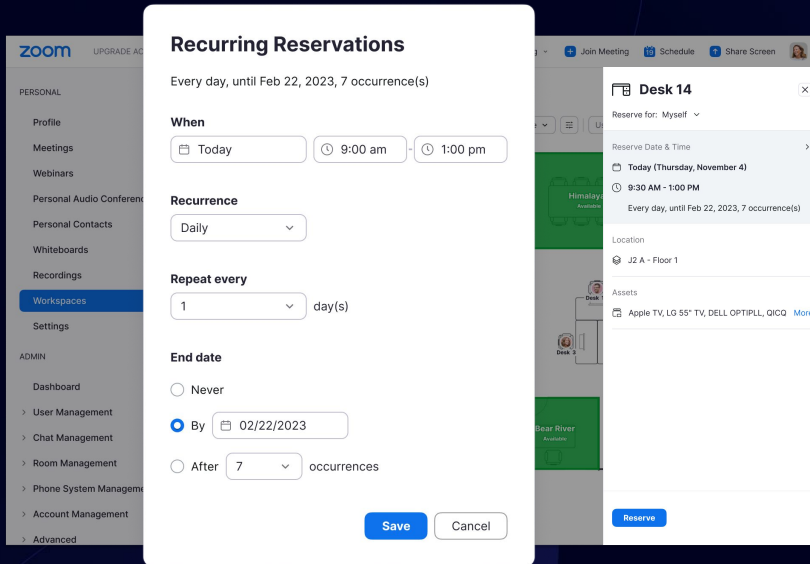
Find and reserve the workspace you need



- Reserve a desk, space, or conference room before coming in, then check in upon arrival
- Display your floor maps on Digital Signage around the office for real-time availability
- View a floor map and see which workspaces are available during specified time periods

Recurring Reservations

Book that room again and again



- Make a desk or room reservation for several days in a row, or at regular intervals
- Admins may set specific rules for scheduling and abandoning reservations
- Scheduling rules may apply at the account, country, city, building, or floor level

Dynamic Layouts

Focus on multiple active speakers at the same time



- See more than one participant enlarged on screen when they're conversing together
- Video frames shift dynamically when Meeting participants start or stop speaking
- Set Dynamic Layout as the default for Zoom Rooms at room, location, and account levels





Thank you

zoom