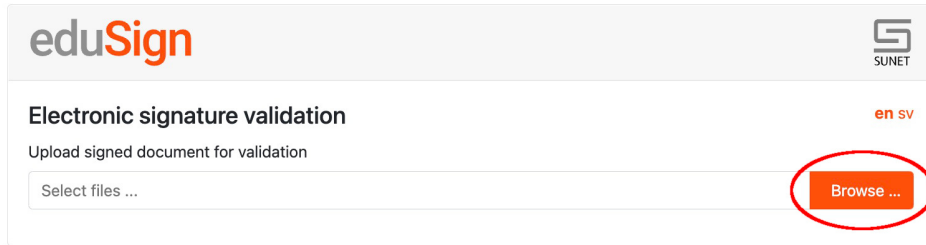


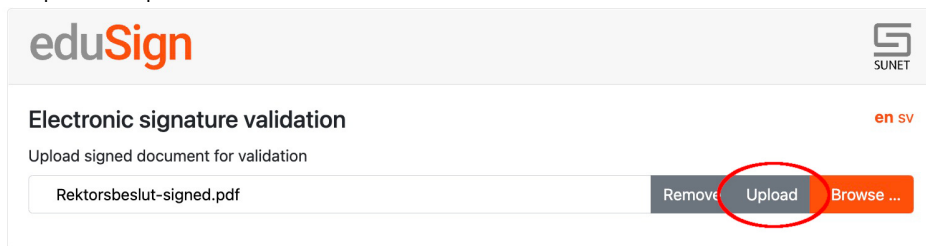
Validate a document signed by eduSign

1. Go to validator.edusign.sunet.se and browse your computer for the document you want to validate.



The screenshot shows the 'Electronic signature validation' page. At the top, there's the 'eduSign' logo and a 'SUNET' logo. Below the title, it says 'Upload signed document for validation'. There is a text input field with 'Select files ...' and a red 'Browse ...' button to its right, which is circled in red.

2. Then press the Upload button to send the document to the validation service.



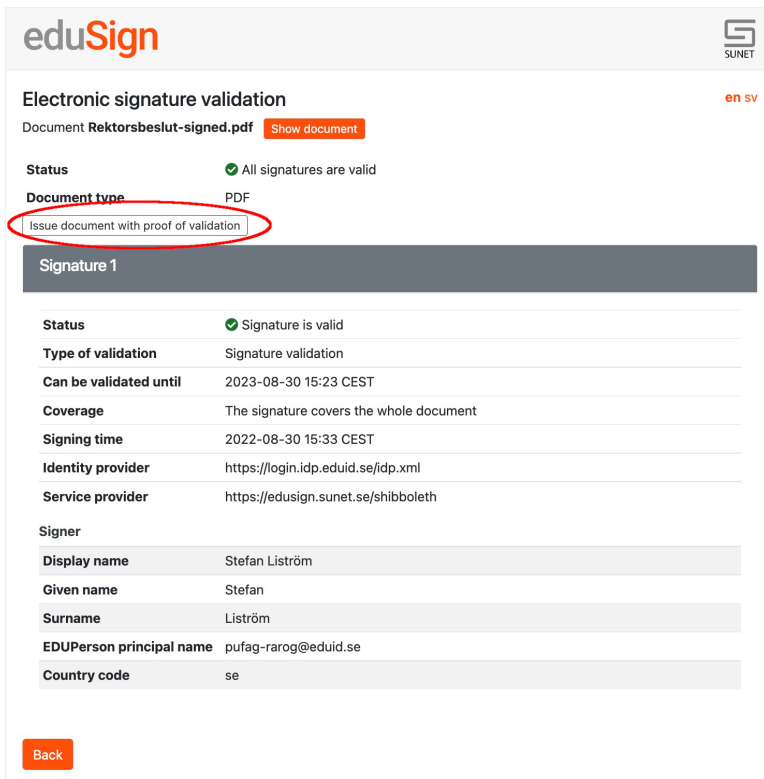
The screenshot shows the 'Electronic signature validation' page. The text input field now contains 'Rektorsbeslut-signed.pdf'. To the right of the input field are three buttons: 'Remove', 'Upload' (circled in red), and 'Browse ...'.

3. The validation service will then show you the information stored in the electronic signature. At this stage you can also issue and download a document with a proof of validation based on the signed document.



Proof of validation included

Since December 2023 all signed documents automatically include a proof of validation



The screenshot shows the 'Electronic signature validation' page with the document 'Rektorsbeslut-signed.pdf' loaded. A 'Show document' button is next to the document name. Below, the 'Status' is 'All signatures are valid' with a green checkmark. The 'Document type' is 'PDF'. A button 'Issue document with proof of validation' is circled in red. Below this is a section for 'Signature 1' with a table of details:

Status	✓ Signature is valid
Type of validation	Signature validation
Can be validated until	2023-08-30 15:23 CEST
Coverage	The signature covers the whole document
Signing time	2022-08-30 15:33 CEST
Identity provider	https://login.idp.eduid.se/idp.xml
Service provider	https://edusign.sunet.se/shibboleth

Below the signature details is a section for the 'Signer' with a table of details:

Display name	Stefan Liström
Given name	Stefan
Surname	Liström
EDUPerson principal name	pufag-rarog@eduid.se
Country code	se

At the bottom left, there is a red 'Back' button.

4. If you upload a signed document with a proof of validation to the validation service you will see a few differences from the document with only electronic signatures, such as the prolonged possibility to validate the signature and the timestamp when the proof of validation was created.

eduSign

SUNET

Electronic signature validation

en sv

Document **Rektorsbeslut-signed.svt.pdf** [Show document](#)

Status

✓ All signatures are valid

Document type

PDF

Signature 1

Status

✓ Signature is valid

Type of validation

Signature Validation Token

Can be validated until

Unlimited

Coverage

The signature covers the whole document

Signing time

2022-08-30 15:33 CEST

Identity provider

<https://login.idp.eduid.se/ldp.xml>

Service provider

<https://edusign.sunet.se/shibboleth>

Timestamp

2022-09-27 13:19 CEST (Signature Validation Token)

Signer

Display name

Stefan Liström

Given name

Stefan

Surname

Liström

EDUPerson principal name

pufag-rarog@eduid.se

Country code

se

[Back](#)

More information

You can view more information about validation in eduSign and the signature validation token in the following videos:

- [How to validate eduSign signatures](#)
- [Signature validation token](#)